

Violation of the Fluctuation Dissipation Theorem in Finite Dimensional Spin Glasses

Enzo Marinari^(a), Giorgio Parisi^(b),

Federico Ricci-Tersenghi^(b) and Juan J. Ruiz-Lorenzo^(b)

^(a) Dipartimento di Fisica and Infn, Università di Cagliari

Via Ospedale 72, 07100 Cagliari (Italy)

`marinari@ca.infn.it`

^(b) Dipartimento di Fisica and Infn, Università di Roma *La Sapienza*

P. A. Moro 2, 00185 Roma (Italy)

`giorgio.parisi@roma1.infn.it`

`riccife@chimera.roma1.infn.it`

`ruiz@chimera.roma1.infn.it`

October 10, 1997

Abstract

We study the violation of the fluctuation-dissipation theorem in the three and four dimensional Gaussian Ising spin glasses using on and off equilibrium simulations. We have characterized numerically the function $X(C)$ that determine the violation and we have studied its scaling properties. Moreover we have computed the function $x(C)$ which characterize the breaking of the replica symmetry directly from equilibrium simulations. The two functions are numerically equal and in this way we have established that the conjectured connection between the violation of fluctuation dissipation theorem in the off-equilibrium dynamics and the replica symmetry breaking at equilibrium holds for finite dimensional spin glasses. These results point to a spin glass phase with spontaneously broken replica symmetry in finite dimensional spin glasses.

1 Introduction

One of the characteristics of the disordered systems at low temperatures (and also of real glasses) is that its approach to equilibrium is very slow, and it is difficult to study equilibrium properties. Obviously in the high temperature regime there is a fast approach to the equilibrium.

Due to these large time scales, the out of equilibrium regime becomes very important since in nature the system remains in this regime long times (minutes, days or even years). From the theoretical point of view it is interesting to develop a theory to describe this regime [1].

In this paper we will only discuss the low temperature phase (i.e. below the phase transition point of the system) and center the discussion on Ising spin glasses above their lower critical dimension (that lies clearly below three dimensions [2]).

In the disordered case and using the Mean Field approximation (i.e. infinite range interactions) Cugliandolo and Kurchan have derived a generalization of the fluctuation dissipation theorem (FDT) that involves a new function (denoted by X) that determines multiplicatively (see below) the off-equilibrium regime. In the equilibrium regime $X = 1$ and we recover FDT. It is possible to link this X function with the static (equilibrium) function $x(q)$ (or its inverse $q(x)$) that appears in the replica symmetry breaking solution of infinite dimensional spin glasses [3].

Unfortunately a direct check of this relation between static and dynamic in realistic models (like finite dimensional spin glasses) still lacks. One of the goals of this paper is to check this static-dynamic link in finite dimensional spin glasses.

The crucial point of the relation between the static and dynamic is that it is possible to compute the complete functional form of the order parameter (the order parameter is a number in ordered system but it is a function, $q(x)$, in infinite dimensional spin glass) using off-equilibrium simulations. Violations of the FDT relations have been reported for fragile glasses [4], but in this case the corresponding equilibrium computations are still missing.

On the other hand, equilibrium simulations of the three dimensional spin glasses are very hard and difficult [2]. It is interesting to examine different methods than can provide us equilibrium information without to perform (expensive) equilibrium simulations. These methods exist and are based on off-equilibrium simulations (see for instance [5, 6, 7]). They have been used, for example, in the four dimensional Ising spin glass to extract the Edward-Anderson order parameter [6]. One clear advantage is that, after a fast initial transient, no thermalization is needed. Another advantage is that it is possible to simulate large lattices and so the final results have irrelevant finite size effects.

Following this philosophy we have computed the order parameter function¹ both from off-equilibrium numerical simulations and from equilibrium ones and we have obtained an impressive agreement between both approaches that confirm the link between the static and dynamics in finite dimensional spin glass and provide us with off-equilibrium numerical methods to compute static quantities like the probability distribution of the overlap ($P(q) = dx/dq$) and the Edward-Anderson order parameter.

¹We have computed directly an integrated version of the order parameter $P(q)$, from which $P(q)$ can be reobtained by double derivative.

We have simulated the Gaussian Ising spin glass in three and four dimensions on a hypercubic lattice with periodic boundary conditions. The Hamiltonian of the system is given by

$$\mathcal{H} = - \sum_{\langle ij \rangle} \sigma_i J_{ij} \sigma_j . \quad (1)$$

By $\langle ij \rangle$ we denote the sum over nearest neighbor pairs. The J_{ij} are Gaussian variables with zero mean and unit variance.

The plan of the paper is the following. In the next section we fix the notation and develop some analytical results. In sections three and four we show the numerical simulation for the three and four dimensional Ising spin glasses (respectively). Finally we present the conclusions.

2 Analytical Results

Let us fix our notations. We will study the quantity $A(t)$ that depends on the local variables of our original Hamiltonian (\mathcal{H}). We can define the associate auto-correlation function

$$C(t, t') \equiv \langle A(t)A(t') \rangle , \quad (2)$$

and the response function

$$R(t, t') \equiv \left. \frac{\delta A(t)}{\delta \epsilon(t')} \right|_{\epsilon=0} , \quad (3)$$

where we have assumed that the original Hamiltonian has been perturbed by a term

$$\mathcal{H}' = \mathcal{H} + \int \epsilon(t)A(t) . \quad (4)$$

In the dynamical framework assuming time translational invariance it is possible to derive the fluctuation-dissipation theorem (thereafter FDT), that reads as

$$R(t, t') = \beta \theta(t - t') \frac{\partial C(t, t')}{\partial t'} . \quad (5)$$

As we are interested in spin models we have chosen $A(t) = \sigma_i(t)$. The brackets $\langle (\cdot \cdot \cdot) \rangle$ in eq. (2) imply here a double average, one over the dynamical process and a second over the disorder.

The fluctuation dissipation theorem holds in the equilibrium regime, but in the early regimes of the dynamic we expect a breakdown of its validity. Mean Field studies [8] suggest the following modification of the FDT:

$$R(t, t') = \beta X(t, t') \theta(t - t') \frac{\partial C(t, t')}{\partial t'} . \quad (6)$$

It has also been suggested in [8, 9] that the function $X(t, t')$ is a function of the autocorrelation function: $X(t, t') = X(C(t, t'))$. We can then write the following generalization of

FDT, which should hold in early times of the dynamics, the off-equilibrium fluctuation-dissipation relation (OFDR), that reads

$$R(t, t') = \beta X(C(t, t')) \theta(t - t') \frac{\partial C(t, t')}{\partial t'} . \quad (7)$$

We can relate the previous formula, eq. (7), with observable quantities like the magnetization. The magnetization in the dynamics is a function of the time and a functional of the magnetic field (that is itself a function of the time: $h(t)$) and so we can denote it $m[h](t)$. Using the functional Taylor expansion we can write

$$m[h](t) = m[0](t) + \int_{-\infty}^{\infty} dt' \left. \frac{\delta m[h](t)}{\delta h(t')} \right|_{h(t)=0} h(t') + \mathcal{O}(h^2) . \quad (8)$$

We define the response function

$$R(t, t') \equiv \left. \frac{\delta m[h](t)}{\delta h(t')} \right|_{h(t)=0} , \quad (9)$$

and using the fact that in an Ising spin glass $m[0](t) = 0$, we obtain

$$m[h](t) = \int_{-\infty}^{\infty} dt' R(t, t') h(t') + \mathcal{O}(h^2) . \quad (10)$$

Using causality we can reduce the range of the integration to $(-\infty, t)$:

$$m[h](t) = \int_{-\infty}^t dt' R(t, t') h(t') + \mathcal{O}(h^2) . \quad (11)$$

This is nothing but that the linear-response theorem if we neglect the terms proportional to h^2 .

By applying the OFDR we obtain the dependence of the magnetization with time in a generic time-dependent magnetic field (with a small strength), $h(t)$,²

$$m[h](t) \simeq \beta \int_{-\infty}^t dt' X[C(t, t')] \frac{\partial C(t, t')}{\partial t'} h(t') . \quad (12)$$

Now, we can perform the following experiment. We let the system to evolve in absence of magnetic field from $t = 0$ to $t = t_w$, and then we turn on a constant magnetic field, h_0 : $h(t) = h_0 \theta(t - t_w)$.³ Finally, with our choice of the magnetic field, we can write⁴

$$m[h](t) \simeq h_0 \beta \int_{t_w}^t dt' X[C(t, t')] \frac{\partial C(t, t')}{\partial t'} , \quad (13)$$

and by performing the change of variables $u = C(t, t')$, equation (13) reads

$$m[h](t) \simeq h_0 \beta \int_{C(t, t_w)}^1 du X[u] , \quad (14)$$

²The symbol \simeq means that the equation is valid in the region where linear-response holds.

³Franz and Rieger [10] used a different magnetic field function in their study of the fluctuation-dissipation theorem: $h_{\text{FR}}(t) = h_0 \theta(t_w - t)$.

⁴We ignore in our notation the fact that $m[h](t)$ depends on t_w .

where we have used the fact that $C(t, t) \equiv 1$ (we work with Ising spins). In the equilibrium regime (FDT holds, $X = 1$) we must obtain

$$m[h](t) \simeq h_0 \beta (1 - C(t, t_w)) \quad , \quad (15)$$

i.e. $m[h](t)T/h_0$ is a linear function of $C(t, t_w)$ with slope -1 .

The link with the static is the following. In the limit $t, t_w \rightarrow \infty$ with $C(t, t_w) = q$, $X(C) \rightarrow x(q)$, where $x(q)$ is given by

$$x(q) = \int_0^q dq' P(q') \quad , \quad (16)$$

where $P(q)$ is the equilibrium probability distribution of the absolute value of the overlap. Obviously $x(q)$ is equal to 1 for all $q > q_{EA}$, and we recover FDT.

For future convenience, we define

$$S(C) \equiv \int_C^1 dq x(q) = \int_C^1 dq \int_0^q dq' P(q') \quad . \quad (17)$$

or equivalently

$$P(C) = -\frac{d^2 S(C)}{d^2 C} \quad . \quad (18)$$

In the limit where $X \rightarrow x$ we can write eq. (14) as

$$\frac{m[h](t)T}{h_0} \simeq S(C(t, t_w)) \quad , \quad (19)$$

for large t_w . The main goal of this paper is to test this last relation (eq. (19)).

3 3D Results

The scheme of our off-equilibrium simulations has been the following. In a run without magnetic field we compute the autocorrelation function. We perform a second run where from $t = 0$ until $t = t_w$ the magnetic field is zero and then for $t \geq t_w$ we turn on an uniform magnetic field of strength h_0 . The starting configurations were always chosen at random (i.e. we quench the system suddenly from $T = \infty$ to the simulation temperature T).

We have done a first simulation with $h_0 = 0.1$ and $t_w = 10^5$, with a maximum time of $5 \cdot 10^6$. A second simulation was done with a smaller magnetic field, in order to control that linear-response works: $h_0 = 0.05$ and $t_w = 10^4$ with the same maximum time. The lattice size in both cases was 64, the number of samples 4 and $T = 0.7$ (inside the spin glass phase, the critical temperature is close to 1.0 [11]).

We show in figure (1) the numerical results, mT/h_0 against $C(t, t_w)$. We have plotted also a straight line with slope -1 in order to control where the FDT is satisfied.

We have also plotted the function $S(C)$, see eq. (17), obtained at equilibrium (i.e. using the equilibrium probability distribution of the overlaps, $P(q)$) by means of a simulation of a 16^3 lattice using parallel tempering [12, 13, 2]. We have simulated, with the help of the APE100 supercomputer [14], 900 samples of a $L = 16$ lattice using the parallel tempering

method simulating 23 temperatures, from $T = 1.8$ down to $T = 0.7$ with a step of 0.05. In order to control the thermalization we have checked that the $P(q)$ is completely symmetric in q . We have used 10^6 of sweeps (done of one Metropolis sweep and one exchange of temperatures) to thermalize and another 10^6 sweeps (Metropolis+Exchange) to measure (a detail analysis of the static of the three dimensional Ising spin glass will be presented elsewhere [11]).

Finally we have plotted two points, in the left of the figure, that are obtained with the infinite time extrapolation of the magnetization assuming a law

$$m(t) = m_\infty + \frac{A}{t^B} , \quad (20)$$

with $B = 0.18(6)$ and $m_\infty T/h_0 = 0.46(8)$ in the $h_0 = 0.05$ run, and $B = 0.21(7)$ and $m_\infty T/h_0 = 0.47(4)$ in the $h_0 = 0.1$ run. The agreement between the two Tm_∞/h_0 results is very good. In the statistical error there are (almost) no differences between the numerical curves corresponding to the two runs.

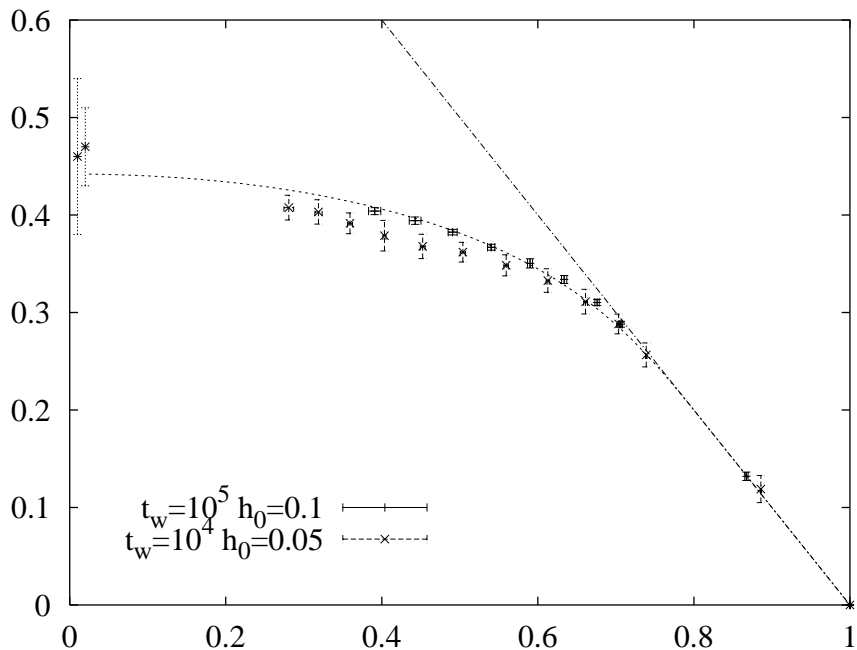


Figure 1: $m T/h_0$ versus C with $L = 64$ and $T = 0.7$ for the three dimensional Ising spin glass. The curve is the function $S(C)$ obtained from the equilibrium data. The straight line is the FDT prediction. We have plotted the data of the two runs: $t_w = 10^5$, $h_0 = 0.1$ and $t_w = 10^4$, $h_0 = 0.05$.

From this figure we can estimate the order parameter at this temperature, that is precisely where the numerical curve and the straight line with -1 slope begin to be different, i.e. where the violation of FDT starts. We can so estimate $q_{EA} \simeq 0.68$. We can relate this number with the estimate of $q_{EA} = 0.70(2)$ obtained in reference [15] using equilibrium simulations. It is clear that the agreement is very good.

Surprisingly the $S(C)$ curve fit very well the numerical data even in the region where FDT does not hold, i.e. the equilibrium distribution determines where begins the violation of the FDT and moreover the function $x(C)$ is very similar to $X(C)$ even in the very off-equilibrium regime, in the whole range of C . For instance $S(0) = 0.45$ to compare with the off-equilibrium data $Tm_\infty/h_0 = 0.47(4)$.

In this case we have been able to control down to $C \simeq 0.28$, but with an optimal combination of h_0 and t_w it should be possible to reach the region of smaller C . In any case the infinite time extrapolation of mT/h_0 gives us the final point of the $S(C)$ and so it should not be difficult to re-construct (by means of educated fits) the curve $S(C)$ in the region of small C .

This analysis implies that the Ansatz $X(t, t') = X(C(t, t'))$ is correct in finite dimensional spin glasses and that eq.(19) holds in the three dimensional Ising spin glass even for intermediate waiting times.

4 4D Results

In this section we study in detail the scaling properties of the function $X(T, C)$ and its dependence on the waiting time. We have used the same procedure as in the three dimensional runs.

For the static measurements we have simulated an $L = 8$ lattice using the parallel tempering method. We have simulated 1536 samples in a range of temperatures that goes from $T = 1.35$ to 1.95 with a step of 0.05 (we remark that the transition temperature is 1.80 [6]). We have performed 10^5 sweeps (Metropolis+Exchange) to thermalize and we have measured, using Metropolis+Exchange, during 10^5 sweeps. This takes around one month of the parallel computer APE100 [14]. We have checked that thermalization was achieved by analyzing the symmetry of the overlap probability distribution. From these simulations we have extracted the function $S(C)$ shown in figure 2.

For the dynamical measurements we have performed off-equilibrium simulation using the same procedure that we have written in the previous section.

We take few samples (6 in the present case) of a very large system ($L = 24$ and $L = 32$) such that it cannot thermalize in any computer accessible time. We have measured the correlation (runs without magnetic field) and the response functions of the system for various waiting times ($t_w = 2^8, 2^{11}, 2^{14}, 2^{17}$) verifying that for increasing t_w the data of mT/h_0 versus $C(t, t_w)$, plotted in figure 2, collapse on a single curve losing the dependence on the waiting time. We have simulated almost all the runs with $h_0 = 0.1$: only in one run of a $L = 32$ lattice at $T = 1.0$ we have put $h_0 = 0.05$.

The clear agreement between the static and dynamical data supports (again) the correctness of the theoretical hypothesis. Nevertheless the data for the largest waiting time lie a little above the static curve. We justify this discrepancy noting that in a numerical simulation of a relatively small volume ($L = 8$ in our case) the delta function for $q = q_{EA}$ in the $P(q)$ is replaced by a quite broad peak. This effect smoothes the cusp we expect in $S(C)$ at the value $C = q_{EA}$ lowering the numerical curve with respect to the right one. In the three dimensional case the data obtained from the simulation of 16^3 lattice are very close to asymptotic values (by comparing, for instance, with $S(C)$ obtained in 8^3 and 12^3

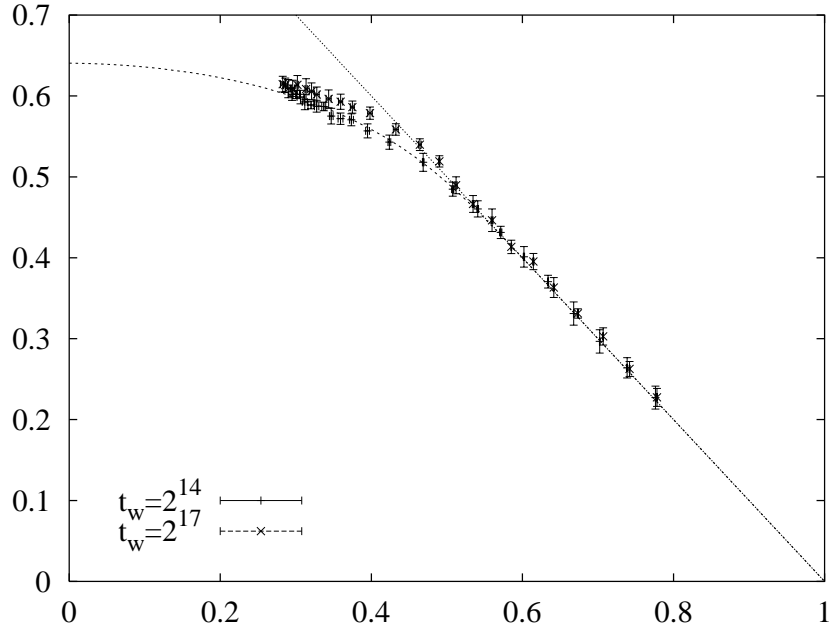


Figure 2: $m T/h_0$ versus C with $L = 32$ and $T = 1.35$ for the four dimensional Ising spin glass. The curve is the function $S(C)$ obtained from the equilibrium data. The straight line is the FDT prediction. Here $h_0 = 0.1$.

lattices [11]).

Once we have verified that we can obtain information on the overlap distribution function $P(q)$ (measuring the linear response of a large system kept in the out of equilibrium regime) we have performed a systematic study in the whole frozen phase.

We want to stress that the data from the $L = 24$ and the $L = 32$ systems coincide within the errors, suggesting that our results are not affected by finite size bias. Anyhow, we present data from both the lattice sizes.

In figure 3 we plot the integrated response against the correlation function for different temperatures. The straight lines ($m/h_0 = (1 - C)/T$) represent the quasi equilibrium regime in which the system stays while $C > q_{EA}$. Note how the data measured in the regime where $C < q_{EA}$ collapse on a single curve independently of the temperature.

We can understand this fact calling a hypothesis that was developed in the study of the $P(q)$ in the Mean Field approximation by one of the authors (G.P.) and Toulouse [16, 17].

It assumes that the order parameter $q(x, T)$ [3], in the Mean Field theory, is a function of the ratio x/T for $q < q_{EA}$. This imply that we can write, in this approximation,

$$x(q, T) = \begin{cases} T\tilde{x}(q) & \text{for } q \leq q_{EA}(T) , \\ 1 & \text{for } q > q_{EA}(T) , \end{cases} \quad (21)$$

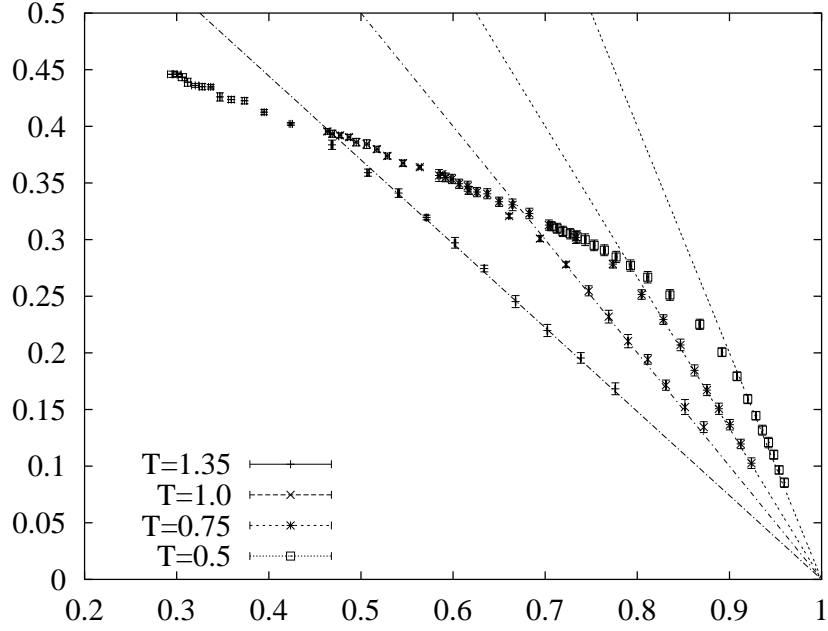


Figure 3: m/h_0 versus C with $L = 32$ and different temperatures for the four dimensional Ising spin glass. The lines are the FDT regime: $(1 - C)/T$. Note how the data stay on a single curve when they leave the straight line (the FDT regime). Here $h_0 = 0.1$.

and, integrating $x(q, T)/T$, we obtain the relation between m/h_0 and C

$$\frac{m}{h_0} = \frac{S(C)}{T} = \begin{cases} \int_C^{q_{\text{EA}}} \tilde{x}(q) dq + (1 - q_{\text{EA}})/T & \text{for } C \leq q_{\text{EA}}(T) , \\ (1 - C)/T & \text{for } C > q_{\text{EA}}(T) . \end{cases} \quad (22)$$

The terms in the r.h.s. of eq.(22) describe the two regimes present in figure 3: the first gives an expression for the curve followed by the data in the off-equilibrium regime, while the second is the straight line (FDT regime).

In the next paragraphs we will show that this hypothesis [16, 17] also implies that the off-equilibrium part is independent of the temperature (i.e. in the region where $C < q_{\text{EA}}$, $[m/h_0](C)$ is independent of the temperature). Using that the magnetic susceptibility is one in the spin glass phase and with the help of eq.(21) it is possible, with a little algebra, to show that

$$\frac{1 - q_{\text{EA}}(T)}{T} + [1 - T \tilde{x}(q_{\text{EA}}(T))] \frac{dq_{\text{EA}}(T)}{dT} = 0 . \quad (23)$$

Now is very easy to demonstrate that the curves describing the off-equilibrium regime ($C \leq q_{\text{EA}}(T)$ in eq.(22)) do not depend on the temperature. By deriving the curve expression with respect to T we obtain

$$\frac{d}{dT} \left[\frac{m}{h_0} \right] = \frac{d}{dT} \left[\frac{S(C)}{T} \right] = \tilde{x}(q_{\text{EA}}(T)) \frac{dq_{\text{EA}}(T)}{dT} - \frac{1}{T} \frac{dq_{\text{EA}}(T)}{dT} - \frac{1 - q_{\text{EA}}(T)}{T^2} = 0 , \quad (24)$$

where in the last equality we have made use of eq.(23). So we have verified that the first expression in eq.(22) does not depend on T . We finally write that for $C \rightarrow q_{\text{EA}}^-$ the hypothesis [16, 17] implies

$$S(C) \simeq \sqrt{1-C} . \quad (25)$$

At this point we have seen that Mean Field predicts qualitatively the behavior plotted in figure 3 for a finite dimensional spin glass. Now we will examine quantitatively the data of figure 3

For $C < q_{\text{EA}}$ we have seen (figure 3) that the numerical data can be approximated by a power law of the variable $1 - C$

$$\frac{mT}{h_0} = \begin{cases} TA(1-C)^B & \text{for } C \leq q_{\text{EA}}(T) , \\ 1-C & \text{for } C > q_{\text{EA}}(T) , \end{cases} \quad (26)$$

with $A \simeq 0.52$ and $B \simeq 0.41$ (not very far from the Mean Field behavior, $(1-C)^{1/2}$). Multiplying both sides of the previous expression by $T^{-1/(1-B)}$ we have

$$\frac{mT}{h_0} T^{-\frac{1}{1-B}} = \begin{cases} T^{-\frac{B}{1-B}} A(1-C)^B = A[(1-C)T^{-\phi}]^B & \text{for } C \leq q_{\text{EA}}(T) , \\ T^{-\frac{1}{1-B}}(1-C) = (1-C)T^{-\phi} & \text{for } C > q_{\text{EA}}(T) , \end{cases} \quad (27)$$

where we have introduced $\phi = 1/(1-B) \simeq 1.7$ for convenience. Doing so we can rescale the data for all the temperatures on a single curve like the one shown in figure 4.

The good scaling of data (figure 4) obtained with different magnetic fields is a confirmation that we are working in the linear response regime. It should be noted also the absence of different finite size effects for the lattices we have considered (24^4 and 32^4).

5 Conclusions

In this paper we have found that the violation of the fluctuation-dissipation theorem in finite dimensional spin glasses follows the lines of the violation of the theorem in Mean Field models.

We have also found that the function that determine the violation is given, since intermediate waiting times, by the double integral of the probability distribution of the overlap calculated at equilibrium.

This fact gives us a further confirmation that the Ansatz used in references [8] are correct even in finite dimensional models (i.e. X depends only on C , as it was established in reference [10]). We have also obtained that the violation of the theorem is given by the static (i.e. we can express $X(C)$ as a function of static quantities).

Moreover we have seen that by controlling the scaling of the waiting times it is possible to construct the $X(C)$ curve without doing equilibrium simulations. Also these curves provide us an useful and precise method to compute the Edward-Anderson order parameter.

The form of the $X(C)$ function is very different from that of droplet (a distinguish ferromagnet), ferromagnetic and one step replica symmetry breaking systems [4], and so we have obtained another evidence that the finite dimensional Ising spin glasses cannot be described by the droplet model.

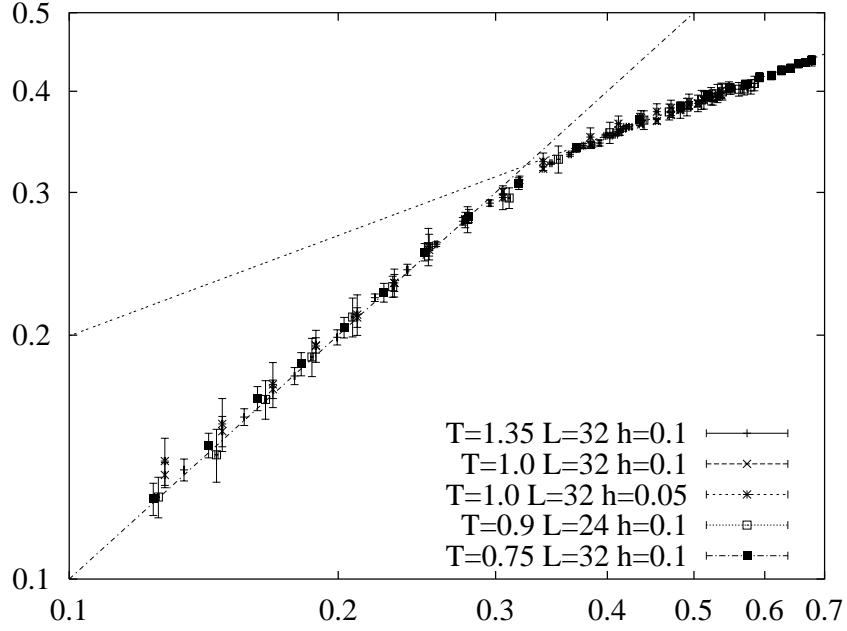


Figure 4: $(mT/h_0) T^{-\phi}$ versus $(1 - C) T^{-\phi}$ with $\phi = 1.7$. Note that in the plot we have included data measured on different lattices and in presence of different magnetic fields. In the FDT regime (left part of the figure) the factor $T^{-\phi}$ has no effect because in this region $mT/h_0 = 1 - C$. The off-equilibrium regime (right part of the figure) follows a power law with power $B = 0.41$.

Finally we have studied the scaling properties of $X(C)$ finding that it is possible parameterize it using static Mean Field analytical results. It gives us a further evidence of spontaneously broken replica symmetry (infinite steps of replica symmetry breaking).

6 Acknowledgments

J. J. Ruiz-Lorenzo is supported by an EC HMC (ERBFMBICT950429) grant.

References

- [1] J.-P. Bouchaud, L. F. Cugliandolo, J. Kurchan, M. Mezard. “Out of equilibrium dynamics in spin-glasses and other glassy systems” in “Spin Glasses and Random Fields”, edited by P. Young. World Scientific (Singapore 1997). cond-mat/9702070
- [2] E. Marinari, G. Parisi and J. J. Ruiz-Lorenzo. “Numerical Simulations of Spin Glass Systems” in “Spin Glasses and Random Fields”, edited by P. Young. World Scientific (Singapore 1997). cond-mat/9701016.
- [3] M. Mezard, G. Parisi and M.A. Virasoro, *Spin Glass Theory and Beyond*. (World Scientific, Singapore, 1987).
- [4] G. Parisi, Phys. Rev. Lett. (in press). cond-mat/9703219.
- [5] E. Marinari, G. Parisi, J. J. Ruiz-Lorenzo and F. Ritort. Phys. Rev. Lett **76**, 843 (1996).
- [6] G. Parisi, F. Ricci Tersenghi and J. J. Ruiz-Lorenzo, J. Phys. A: Math. Gen. **29**, 7943 (1996).
- [7] G. Parisi, P. Ranieri, F. Ricci Tersenghi and J. J. Ruiz-Lorenzo, J. Phys. A: Math. Gen. **29**, 7115 (1997).
- [8] L. F. Cugliandolo and J. Kurchan, Phys. Rev. Lett. **71**, 173 (1993); Philosophical Magazine **71**, 501 (1995); J. Phys. A: Math. Gen. **27**, 5749 (1994).
- [9] A. Baldassarri, L. F. Cugliandolo, J. Kurchan and G. Parisi, J. Phys. A: Math. Gen. **28**, 1831 (1995).
- [10] S. Franz and H. Rieger, J. of Stat. Phys. **79**, 749 (1995).
- [11] E. Marinari, G. Parisi and J. J. Ruiz-Lorenzo. In preparation.
- [12] K. Hukushima and K. Nemoto, J. Phys. Soc. Japan, 65, No 6, 1604 (1996).
- [13] E. Marinari, *Optimized Monte Carlo Methods*, cond-mat/ 9612010.
- [14] C. Battista *et al.* Int. J. High Speed Comp. **5**, 637 (1993).
- [15] D. Iñiguez, E. Marinari, G. Parisi and J. J. Ruiz-Lorenzo, Journal of Physics A (in press). cond-mat/9707050.
- [16] G. Parisi and G. Toulouse, J. de Phys. Lett. **41**, L361 (1980).
- [17] G. Parisi, G. Toulouse and Vannimenus, J. de Phys. **42** 565 (1981).